

Flex Collections



beauty technique versatility

x4

Flex Chair
Flex High Back
Flex Corporate
Flex Executive

wood base
base de madera

4 steel tube legs
tubo de acero/4 patas

steel sled base
base de patín/acero

swivel central base
base central giratoria

swivel base/5 casters
base giratoria/5 ruedas

chair
armchair
barstool
counter stool

silla
sillón
banqueta
Banqueta baja

chair
armchair
barstool
counter stool

silla
sillón
banqueta
Banqueta baja

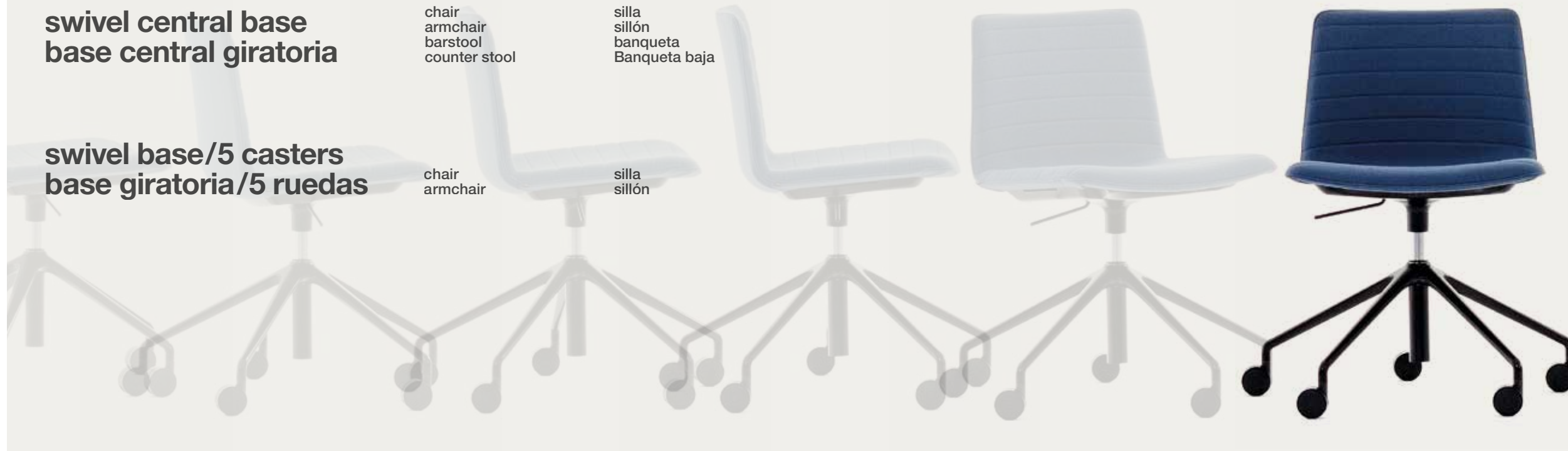
chair
armchair
barstool
counter stool

silla
sillón
banqueta
Banqueta baja

chair
armchair

silla
sillón


Flex Chair



Flex Chair
wood base
base de madera

Options
thermo-polymer
upholstered seat pad
upholstered

Opciones
termopolímero
asiento plafonado
tapizado



Flex Chair

4 steel tube legs
tubo de acero/4 patas

Options
thermo-polymer
upholstered seat pad
upholstered

Opciones
termopolímero
asiento plafonado
tapizado



Flex Chair

steel sled base
base de patín/acero

Options
thermo-polymer
upholstered seat pad
upholstered

Opciones
termopolimero
asiento plafonado
tapizado



Flex Chair

swivel central base
base central giratoria

Options
thermo-polymer
upholstered seat pad
upholstered

Opciones
termopolímero
asiento plafonado
tapizado



Flex Chair

swivel base/5 casters
base giratoria/5 ruedas

Options
thermo-polymer
upholstered seat pad
upholstered

Opciones
termopolímero
asiento plafonado
tapizado



Flex Chair

barstools
banquetas



Flex Chair

barstool steel swivel base/4 legs
banqueta base giratoria/4 patas

thermo-polymer
upholstered seat pad
upholstered

termopolímero
asiento plafonado
tapizado



Flex Chair

barstool 4 steel tube legs
banqueta tubo de acero/4 patas

Options
thermo-polymer
upholstered seat pad
upholstered

Opciones
termopolímero
asiento plafonado
tapizado



Flex Chair

barstool steel sled base
banqueta base de patín/acero

Options
thermo-polymer
upholstered seat pad
upholstered

Opciones
termopolímero
asiento plafonado
tapizado



Flex Chair

Thermo-polymer seat
and back available in four
finishes and various colors

Carcasa de termopolímero
disponible en cuatro
acabados y varios colores



thermo-polymer
termopolímero



upholstered seat pad
asiento plafonado

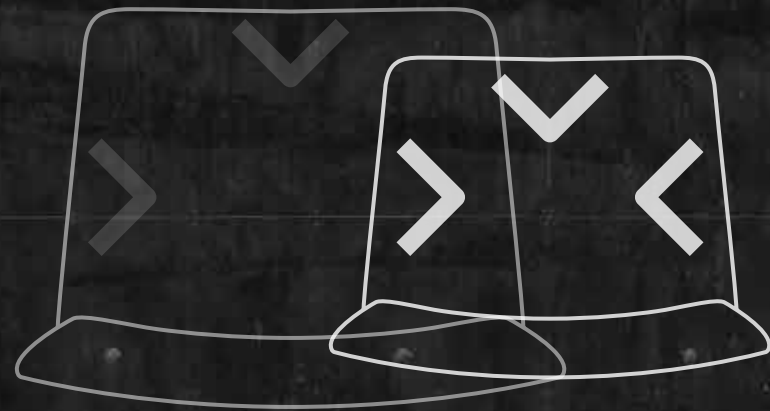


upholstered
tapizado



parallel stitching upholstery
costuras paralelas

Flex Chair
Flex Chair Stool



Flex Chair Stool

barstool 4 steel tube legs
banqueta tubo de acero/4 patas

Options
thermo-polymer
upholstered seat pad
upholstered

Opciones
termopolímero
asiento plafonado
tapizado



Flex Chair Stool

barstool wood base
banqueta base de madera

Options
thermo-polymer
upholstered seat pad
upholstered

Opciones
termopolímero
asiento plafonado
tapizado

Flex Chair Stool

barstool steel sled base
banqueta base de patín/acero

Options
thermo-polymer
upholstered seat pad
upholstered

Opciones
termopolímero
asiento plafonado
tapizado



Flex Chair Stool

barstool steel swivel base/4 legs
banqueta base giratoria/4 patas

Options
thermo-polymer
upholstered seat pad
upholstered

Opciones
termopolímero
asiento plafonado
tapizado



Flex Chair Stool

Thermo-polymer seat
and back available in four
finishes and various colors

Carcasa de termopolímero
disponible en cuatro
acabados y varios colores



thermo-polymer
termopolímero



upholstered seat pad
asiento plafonado



upholstered
tapizado



parallel stitching upholstery
costuras paralelas

Flex High Back

wood base
base de madera

chair
armchair
barstool
counter stool

silla
sillón
banqueta
Banqueta baja

4 tubular steel legs
tubo de acero/4 patas

chair
armchair
barstool
counter stool

silla
sillón
banqueta
Banqueta baja

steel sled base
base de patín/acero

chair
armchair
barstool
counter stool

silla
sillón
banqueta
Banqueta baja

swivel central base
base central giratoria

chair
armchair
barstool
counter stool

silla
sillón
banqueta
Banqueta baja

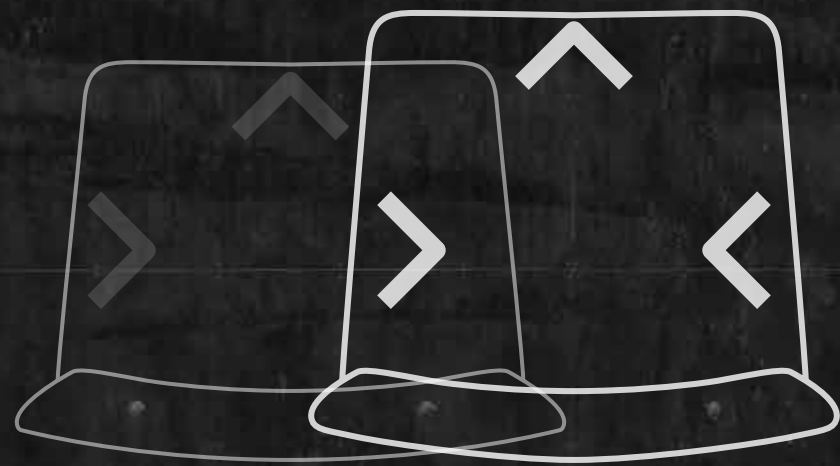
swivel base/5 casters
base giratoria/5 ruedas

chair
armchair

silla
sillón



Flex Chair
Flex High Back



Flex High Back
wood base
base de madera

Options
thermo-polymer
upholstered seat pad
upholstered

Opciones
termopolímero
asiento plafonado
tapizado



Flex High Back

4 steel tube legs
tubo de acero/4 patas

Options
thermo-polymer
upholstered seat pad
upholstered


Opciones
termopolímero
asiento plafonado
tapizado



Flex High Back
steel sled base
base de patín/acero

Options
thermo-polymer
upholstered seat pad
upholstered

Opciones
termopolímero
asiento plafonado
tapizado



Flex High Back
swivel central base
base central giratoria

Options
thermo-polymer
upholstered seat pad
upholstered

Opciones
termopolímero
asiento plafonado
tapizado



Flex High Back
swivel central base/4 casters
base central giratoria/4 ruedas

Options
thermo-polymer
upholstered seat pad
upholstered

Opciones
termopolímero
asiento plafonado
tapizado



Flex High Back

swivel base/5 casters
base giratoria/5 ruedas

Options
thermo-polymer
upholstered seat pad
upholstered

Opciones
termopolímero
asiento plafonado
tapizado



Flex High Back

barstools
banquetas



Flex High Back

barstool 4 steel tube legs
banqueta tubo de acero/4 patas

Options
thermo-polymer
upholstered seat pad
upholstered

Opciones
termopolímero
asiento plafonado
tapizado



Flex High Back

barstool wood base
banqueta base de madera

Options
thermo-polymer
upholstered seat pad
upholstered

Opciones
termopolímero
asiento plafonado
tapizado




Flex High Back

barstool steel sled base
banqueta base de patín/acero

Options
thermo-polymer
upholstered seat pad
upholstered

Opciones
termopolímero
asiento plafonado
tapizado




Flex High Back

barstool steel swivel base/4 legs
banqueta base giratoria/4 patas

Options
thermo-polymer
upholstered seat pad
upholstered

Opciones
termopolímero
asiento plafonado
tapizado



Flex High Back

Thermo-polymer seat and back available in four finishes and various colors

Carcasa de termopolímero disponible en cuatro acabados y varios colores



thermo-polymer
termopolímero



upholstered seat pad
asiento plafonado



upholstered
tapizado



parallel stitching upholstery
costuras paralelas

4 steel tube legs
tubo de acero/4 patas

chair
armchair

silla
sillón

swivel central base
base central giratoria

chair
armchair

silla
sillón

swivel base/5 casters
base giratoria/5 ruedas


chair
armchair

silla
sillón

Flex Corporate



Flex Chair
Flex High Back
Flex Corporate




Flex Corporate
swivel central base
base central giratoria

upholstered
tapizado



Flex Corporate
4 steel tube legs
tubo de acero/4 patas

upholstered
tapizado



Flex Corporate
swivel base/5 casters
base giratoria/5 ruedas

upholstered
tapizado



Flex Corporate
swivel central base
base central giratoria

upholstered
tapizado



swivel central base
base central giratoria

chair
armchair
lounge chair

silla
sillón
butaca


swivel base/5 casters
base giratoria/5 ruedas

chair
armchair
lounge chair

silla
sillón
butaca

Flex Executive

Flex Chair
Flex High Back
Flex Corporate
Flex Executive



Flex Executive


swivel central base
base central giratoria

upholstered
tapizado



Flex Executive
swivel central base
base central giratoria

upholstered
tapizado



Flex Executive

swivel base/5 casters
base giratoria/5 ruedas

upholstered
tapizado



Flex Executive

swivel base/5 casters
base giratoria/5 ruedas




Flex Executive Lounge
swivel central base
base central giratoria

upholstered
tapizado












Flex Executive Lounge
swivel central base
base central giratoria

upholstered
tapizado









Flex Chair

versions
versiones

Model number	Description		W	D	H	SH	AH	Weight	COM	COL
								lb./kg.	yd./cm.	sq.ft./m2
	SI 1302 Four steel tube legs Cuatro patas de tubo de acero	in.	22.00	19.75	30.25	18.00	-	12.00	1.10	21.75
		mm.	560	500	770	455	-	5.40	100	2.00
	SO 1303 Four steel tube legs Cuatro patas de tubo de acero	in.	25.50	19.75	30.25	18.00	26.50	15.00	1.10	21.75
		mm.	645	500	770	455	670	6.40	100	2.00
	SI 1300 Steel sled base Base patín	in.	22.00	19.75	30.25	18.00	-	14.00	1.10	21.75
		mm.	560	500	770	455	-	6.30	100	2.00
	SO 1301 Steel sled base Base patín	in.	25.50	19.75	30.25	18.00	26.50	17.00	1.10	21.75
		mm.	645	500	770	455	670	7.30	100	2.00
	SI 1314 Four legs wood base Base de cuatro patas de madera	in.	20.75	19.00	30.25	18.00	-	12.00	1.10	21.75
		mm.	530	480	770	455	-	5	100	2.00
	SI 1304 Four blade aluminum legs optional four casters Base central giratoria de aluminio de cuatro aspas con opción de ruedas	in.	19.75	19.50	30.25	18.00	-	17.00	1.10	21.75
		mm.	500	500	770	455	-	7.70	100	2.00
	SO 1305 Four blade aluminum legs optional four casters Base central giratoria de aluminio de cuatro aspas con opción de ruedas	in.	26.00	19.50	30.25	18.00	25.50	20.00	1.10	21.75
		mm.	660	500	770	455	670	8.70	100	2.00
	SI 1306 Swivel base with five casters Base central con cinco ruedas	in.	26.25	24.25	28.25	15.75	-	19.00	1.10	21.75
		mm.	665	615	715	400	-	8.40	100	2.00
	SO 1307 Swivel base with five casters Base central con cinco ruedas	in.	25.25	24.25	28.25	15.75	24.25	19.00	1.10	21.75
		mm.	665	615	715	400	615	8.40	100	2.00









Flex Chair

versions
versiones

Model number	Description		W	D	H	SH	AH	Weight	COM	COL
								lb./kg.	yd./cm.	sq.ft./m2
	BQ 1308 Four steel tube legs Cuatro patas de tubo de acero	in.	21.50	20.50	43.25	30.75	-	17.00	1.10	21.75
		mm.	545	520	1100	780	-	7.40	100	2.00
	BQ 1309 Four steel tube legs Cuatro patas de tubo de acero	in.	21.25	20.50	38.25	25.25	-	7.00	1.10	21.75
		mm.	520	970	650	-	5.5	3.00	100	2.00
	BQ 1312 Steel sled base Base patín	in.	23.25	20.25	43.50	30.75	-	21.00	1.10	21.75
		mm.	590	520	1100	780	-	9.40	100	2.00
	BQ 1313 Steel sled base Base patín	in.	22.75	20.50	38.25	25.50	-	12.00	1.10	21.75
		mm.	580	520	970	650	-	5	100	2.00
	BQ 1316 Four-legged steel swivel base Base giratoria de cuatro patas de acero	in.	19.75	19.00	43.25	30.25	-	20.00	1.10	21.75
		mm.	500	480	1100	770	-	9	100	2.00
	BQ 1317 Four-legged steel swivel base Base giratoria de cuatro patas de acero	in.	19.75	19.00	39.25	26.25	-	8.00	1.10	21.75
		mm.	500	480	995	665	-	19	100	2.00









Flex Chair Stool

versions
versiones

Model number	Description		W	D	H	SH	AH	Weight	COM	COL
								lb./kg.	yd./cm.	sq.ft./m2
	BQ 1336 Four legs wood base Base de cuatro patas de madera	in.	20.50	20.25	39.00	30.00	-	15.00	1.10	21.75
		mm.	520	515	990	760	-	6.50	100	2.00
	BQ 1337 Four legs wood base Base de cuatro patas de madera	in.	20.00	19.0	34.75	25.50	-	6.00	1.10	21.75
		mm.	510	495	880	650	-	2.50	100	2.00
	BQ 1330 Four steel tube legs Cuatro patas de tubo de acero	in.	19.50	19.00	39.00	30.00	-	16.00	1.10	21.75
		mm.	495	485	990	760	-	7	100	2.00
	BQ 1331 Four steel tube legs Cuatro patas de tubo de acero	in.	19.00	19.00	34.75	25.50	-	7.00	1.10	21.75
		mm.	485	485	880	650	-	3	100	2.00
	BQ 1332 Steel sled base Base patín	in.	21.00	19.00	39.00	30.00	-	19.00	1.10	21.75
		mm.	535	485	990	760	-	8.25	100	2.00
	BQ 1333 Steel sled base Base patín	in.	20.75	19.00	34.75	25.50	-	9.00	1.10	21.75
		mm.	525	485	880	650	-	3.75	100	2.00
	BQ 1334 Four-legged steel swivel base Base giratoria de cuatro patas de acero	in.	18.50	18.50	39.00	30.00	-	20.00	1.10	21.75
		mm.	470	470	990	760	-	9	100	2.00
	BQ 1335 Four-legged steel swivel base Base giratoria de cuatro patas de acero	in.	17.75	17.75	34.75	25.50	-	19.00	1.10	21.75
		mm.	450	450	880	650	-	8.50	100	2.00










Flex High Back

versions
versiones

Model number	Description		W	D	H	SH	AH	Weight	COM	COL
								lb./kg.	yd./cm.	sq.ft./m2
	SI 1600 Four steel tube legs Cuatro patas de tubo de acero	in.	20.50	20.25	32.00	18.00	-	11.00	1.10	21.75
		mm.	520	515	810	455	-	4.60	100	2.00
	SO 1610 Four steel tube legs Cuatro patas de tubo de acero	in.	24.50	20.75	32.00	18.00	26.50	13.00	1.10	21.75
		mm.	620	530	810	455	670	5.60	100	2.00
	SI 1621 Steel sled base Base patín	in.	20.75	20.50	32.00	18.00	-	13.00	1.10	21.7
		mm.	530	520	810	455	-	5.50	100	2.00
	SO 1632 Steel sled base Base patín	in.	24.00	20.50	32.00	18.00	26.50	15.00	1.10	21.75
		mm.	610	520	810	455	670	6.50	100	2.00
	SI 1638 Four-blade aluminum legs optional casters Base central giratoria de aluminio de cuatro aspas con de cuatro ruedas	in.	20.00	20.25	32.00	18.00	-	16.00	1.10	21.75
		mm.	505	515	810	455	-	6.90	100	2.00
	SO 1644 Four-blade aluminum legs optional casters Base central giratoria de aluminio de cuatro aspas con opción de ruedas	in.	20.00	20.25	32.00	18.00	26.50	18.00	1.10	21.75
		mm.	640	515	810	455	670	7.90	100	2.00
	SI 1656 Swivel base with five casters Base central con cinco ruedas	in.	26.25	24.25	29.75	15.75	-	17	1.10	21.75
		mm.	665	615	755	400	-	7.60	100	2.00
	SO 1659 Swivel base with five casters Base central con cinco ruedas	in.	26.25	24.25	29.75	15.75	24.25	19.00	1.10	21.75
		mm.	665	615	755	400	615	8.60	100	2.00







Flex High Back

versions
versiones

Model number	Description		W	D	H	SH	AH	Weight	COM	COL
								lb./kg.	yd./cm.	sq.ft./m2
	SI 1601 Four legs wood base Base de cuatro patas de madera	in.	22.00	19.75	30.25	18.00	-	10.00	1.10	19.75
		mm.	495	530	810	455	-	4.20	100	2.00
	BQ 1666 Four legs wood base Base de cuatro patas de madera	in.	22.00	19.75	30.25	18.00	-	14.00	1.10	19.75
		mm.	525	515	1.140	780	-	6.20	100	2.00
	BQ 1672 Four legs wood base Base de cuatro patas de madera	in.	22.00	19.75	30.25	18.00	-	16.00	1.10	19.75
		mm.	515	500	1.010	650	-	7.20	100	2.00
	BQ 1665 Four steel tube legs Cuatro patas de tubo de acero	in.	22.00	19.75	30.25	18.00	-	15.00	1.10	19.75
		mm.	510	515	1.140	780	-	6.60	100	2.00
	BQ 1671 Four steel tube legs Cuatro patas de tubo de acero	in.	22.00	19.75	30.25	18.00	-	5.00	1.10	19.75
		mm.	505	515	1.010	650	-	2.20	100	2.00
	BQ 1677 Steel sled base Base patín	in.	22.00	19.75	30.25	18.00	-	19.00	1.10	19.75
		mm.	555	515	1.140	780	-	8.60	100	2.00
	BQ 1683 Steel sled base Base patín	in.	22.00	19.75	30.25	18.00	-	10.00	1.10	19.75
		mm.	545	515	1.010	650	-	4.20	100	2.00
	BQ 1668 Four-legged steel swivel base Base giratoria de cuatro patas de acero	in.	22.00	19.75	30.25	18.00	-	21.00	1.10	19.75
		mm.	470	490	1.135	770	-	9.50	100	2.00
	BQ 1674 Four-legged steel swivel base Base giratoria de cuatro patas de acero	in.	22.00	19.75	30.25	18.00	-	20.00	1.10	19.75
		mm.	460	490	1.010	665	-	9	100	2.00










Flex Corporate

versions
versiones

Model number	Description		W	D	H	SH	AH	Weight	COM	COL
								lb./kg.	yd./cm.	sq.ft./m2
	SI 1603 Four tubular steel legs Cuatro patas de tubo de acero	in.	22.75	21.25	33.00	18.25	-	13.00	1.35	24.25
		mm.	580	540	840	460	-	5.90	120	2.25
	SO 1611 Four tubular steel legs Cuatro patas de tubo de acero	in.	26.00	21.25	33.00	18.25	-	16.00	1.35	24.25
		mm.	660	540	840	460	670	6.90	120	2.25
	SI 1639 Four-blade aluminum central swivel base Base central giratoria de aluminio de cuatro aspas	in.	20.75	21.25	33.00	18.25	-	16.00	1.35	24.25
		mm.	530	540	840	460	-	7.20	120	2.25
	SO 1645 Four-blade aluminum central swivel base Base central giratoria de aluminio de cuatro aspas	in.	28.00	21.25	33.00	18.25	26.50	19.00	1.35	24.25
		mm.	710	540	840	460	670	8.20	120	2.25
	SI 1657 Swivel base with five casters Base central con cinco ruedas	in.	26.25	24.25	32.00	17.00	-	18.00	1.35	24.25
		mm.	665	615	815	430	-	7.90	120	2.25
	SO 1660 Swivel base with five casters Base central con cinco ruedas	in.	28.00	24.25	32.00	17.00	24.25	20.00	1.35	24.25
		mm.	710	615	815	430	615	8.90	120	2.25










Flex Executive

versions
versiones

Model number	Description		W	D	H	SH	AH	Weight	COM	COL
								lb./kg.	yd./cm.	sq.ft./m ²
	SI 1838 Four-blade aluminum central swivel base Base central giratoria de aluminio de cuatro aspas	in.	23.25	23.50	3.25	17.75	-	31.00	0.70	11.75
		mm.	590	600	845	450	-	14	60	1.25
	SI 1839 Four-blade aluminum central swivel base Base central giratoria de aluminio de cuatro aspas	in.	23.25	24.75	39.25	17.75	-	40.00	0.85	15
		mm.	590	630	1.000	450	-	18	75	1.50
	SI 1840 Four-blade aluminum central swivel base Base central giratoria de aluminio de cuatro aspas	in.	23.25	26.00	50.25	17.75	-	47.00	1.05	19
		mm.	590	660	1.275	450	-	21	95	1.75
	SO 1844 Four-blade aluminum central swivel base Base central giratoria de aluminio de cuatro aspas	in.	24.50	23.50	30.25	17.75	26.00	35.00	0.70	11.75
		mm.	620	600	845	450	660	15.50	60	1.25
	SO 1845 Four-blade aluminum central swivel base Base central giratoria de aluminio de cuatro aspas	in.	24.50	24.75	39.25	17.75	26.00	43.00	0.85	15
		mm.	620	630	1.000	450	660	19.50	75	1.50
	SO 1846 Four-blade aluminum central swivel base Base central giratoria de aluminio de cuatro aspas	in.	24.50	26.00	50.25	17.75	26.00	50.00	1.05	19
		mm.	620	660	1.275	450	660	22.50	95	1.75
	SI 1856 Swivel base with five casters Base central con cinco ruedas	in.	26.25	24.25	32.75	17.25	-	25.00	0.70	11.75
		mm.	665	615	835	440	-	11	60	1.25
	SI 1857 Swivel base with five casters Base central con cinco ruedas	in.	26.25	24.50	39.00	17.25	-	34.00	0.85	15
		mm.	665	620	990	440	-	15	75	1.50
	SI 1858 Swivel base with five casters Base central con cinco ruedas	in.	26.25	26.25	49.75	17.25	-	40.00	1.05	19
		mm.	665	665	1.265	440	-	18	95	1.75


Flex Executive

versions
versiones

Model number	Description		W	D	H	SH	AH	Weight	COM	COL
								lb./kg.	yd./cm.	sq.ft./m ²
	SO 1859 Swivel base with five casters Base central con cinco ruedas	in.	26.25	24.25	32.75	17.25	25.50	28.00	0.70	11.75
		mm.	665	615	835	440	650	12.50	60	1.25
	SO 1860 Swivel base with five casters Base central con cinco ruedas	in.	26.25	24.50	39.00	17.25	25.50	37.00	0.85	15
		mm.	665	620	990	440	650	16.50	75	1.50
	SO 1861 Swivel base with five casters Base central con cinco ruedas	in.	26.25	26.25	49.75	17.25	25.50	43.00	1.05	19
		mm.	665	665	1.265	440	650	19.50	95	1.75
	BU 1841 Four-blade aluminum central swivel base Base central giratoria de aluminio de cuatro aspas	in.	23.25	26.00	48.25	15.75	-	42.00	1.05	19
		mm.	590	660	1.225	400	-	19	95	1.75
	BU 1847 Four-blade aluminum central swivel base Base central giratoria de aluminio de cuatro aspas	in.	24.50	26.00	48.25	15.75	24.00	46.00	1.05	19
		mm.	620	660	1.225	400	610	20.50	95	1.75
	BU 1892 Lounge version. Four-blade aluminum central swivel base Versión Lounge. Base central giratoria de aluminio de cuatro aspas	in.	24.50	24.75	32.75	16.50	-	45.00	0.85	16.25
		mm.	625	630	830	420	-	20	75	1.50
	BU 1894 Lounge version. Four-blade aluminum central swivel base Versión Lounge. Base central giratoria de aluminio de cuatro aspas	in.	24.50	25.75	47.75	16.50	-	53.00	1.10	21.75
		mm.	625	655	1.210	420	-	24	100	2
	BU 1893 Lounge version. Four-blade aluminum central swivel base Versión Lounge. Base central giratoria de aluminio de cuatro aspas	in.	27.25	24.75	32.75	16.50	24.75	48.00	1.30	24.25
		mm.	695	630	830	420	630	21.50	115	2.25
	BU 1895 Lounge version. Four-blade aluminum central swivel base Versión Lounge. Base central giratoria de aluminio de cuatro aspas	in.	27.25	25.75	47.75	16.50	24.75	57.00	1.10	19.75
		mm.	695	655	1.210	420	630	25.50	100	2


Flex collections

transition
transición



17.75in.
450mm.

Flex Chair Stool




19.75in.
500mm.

Flex Chair




18.00in.
460mm.

Flex High Back




20.00in.
510mm.

Flex Corporate



22.25in.
565mm.

Flex Executive



22.25in.
565mm.


Flex Executive Lounge



22.25in.
565mm.

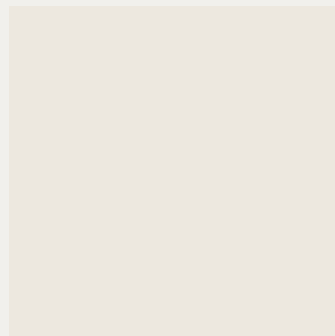

Thermo-polymer
Termopolimero

Aluminum finishes
Acabados de aluminio




6014
NCS S 3050-G60Y
Mango green
Verde mango

6000
RAL 9003
White
Blanco



6012
NCS 4005-Y20R
Basalt grey
Gris basalto


6002
NCS 2005-Y20R
Sand
Arena



6013
NCS S 6502-B
Dark grey
Gris oscuro



6006
RAL 9005
Black
Negro

6003
RAL 3013
Cayenne red
Roja cayena





Polished aluminum
Aluminio pulido

6000
White
Blanco



6012
NCS 4005-Y20R
Basalt grey
Gris basalto

6002
NCS 2005-Y20R
Sand
Arena



6013
NCS S 6502-B
Dark grey
Gris oscuro

6006
RAL 9005
Black
Negro

6003
RAL 3013
Cayenne red
Roja cayena

Steel finishes
Acabados de acero

Premium finishes and wood lacquers
Acabados premium y lacas madera




Bright Chrome
Cromo brillo



Polished aluminum
Aluminio pulido



6000
White
Blanco




6013
NCS S 6502-B
Dark grey
Gris oscuro


6006
RAL 9005
Black
Negro

6003
RAL 3013
Cayenne red
Roja cayena


601




641




380



661



645L
NCS 2005-Y20R
Sand
Arena
646L
NCS 4005-Y20R
Basalt grey
Gris basalto






605L
NCS S 6502-B
Dark grey
Gris oscuro

606L
RAL 1005
Yellow mustard
Amarillo mostaza

646L
RAL 3013
Cayenne red
Roja cayena

Beech wood finishes
Acabados madera haya

Fabrics
Telas



				Faux Leather Ecopiel		Leather Ecopiel	
Grade 1	Grade 3	Grade 5	Grade 8	Grade 1	Grade L1		
Jacquard 1 (10)	Linen (8)	Blazer (25)	Tonus 4 (64)	Valencia (16)	High grade cow leather		
Jacquard 3 (15)	Main Line Flax (25)	Messenger 4 (44)	Willow (13)	Grade 2	Piel de vaca de		
Sand (5)	Natte (8)	Plot (33)	Grade 9	Silvertex (15)	1ª categoría (21)		
Urban (25)	Grade 4	Grade 6	Divina MD (27)	Grade 4	Grade L3		
Grade 2	Cava 3 (49)	Clara 2 (24)	Divina Melange (24)	Dolce (15)	Polished full grain leather		
Jacquard 2 (15)	Remix 2* (49)	Cat 8	Hallingdal 65 (58)	Grade 5	Plena flor pulida(21)		
		Divina 3 (56)	Steelcut Trio 2 (49)	Ledger (28)			

*Only available with parallel stitching upholstery.
*Solo en tapizado con bandas paralelas.

Certificates
Certificados

Fireproof polyurethane foam
Espuma de poliuretano ignifuga

UNE EN 1021 part 1 & 2
BS 5852 part 2
UNI 9175 M1
Arrêté du 28 août 1991
CS/FAR 25.853a Vertical Test

California Technical Bulletin 117 part 1 y 2
California Technical Bulletin 133
FMVSS Federal Motor Vehicle Safety STD 302
Airbus Industries Technical Specification, ATS-1000.001

Quality-Resistance
Calidad-Resistencia

UNE EN 16139:2013
ANSI-BIFMA x 5.1



International Design awards
Premios Internacionales de diseño



Industrial Designer:
Piergiorgio Cazzaniga

Photography:
Arturo Ferrer
Elena Mahugo

Art Direction &
Graphic Designer:
Antonio Solaz

www.andreuworld.com

The paper used to produce this catalog comes from responsibly managed forests and other controlled sources for greater environmental protection.

El papel utilizado para producir este catálogo proviene de bosques gestionados de forma responsable y de otras fuentes controladas que garantizan la protección del medio ambiente.



The mark of
responsible forestry

Search our offering of FSC®
(Forest Stewardship Council®)
certified products at
www.andreuworld.com

Busque nuestros productos
con certificación FSC® (Forest
Stewardship Council®) en
www.andreuworld.com